



SL-30


Slimline Cooler

Great Sidemount Solution!

Our Slimline Cooler Kit is a compact hydraulic reservoir, filter and cooler system. This kit is designed to cool and filter the oil required to operate your hydraulic system. When space is limited behind the cab, our Slimline Cooler is a great solution with it's sidemount off the frame design. All our truck product kits are pre-engineered and are made ready to install on your hydraulic system.

Typical Applications

- Fertilizer Tenders
- Conveyors (Seed & Fertilizer)
- Auger Trailers
- Propane Trailers
- Water Tankers
- Bulk Fuel Trailer
- Winch Trucks



Shown with Optional No Drill Quick Mount



2210 W. Main Ave. W Fargo, ND 58078 | 877.410.7072 | www.epgdivision.com

A DIVISION OF DAKOTA FLUID POWER, INC.



SL-30

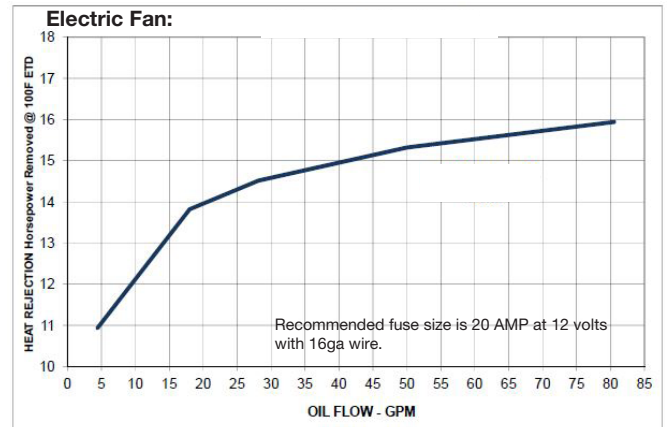
Slimline Cooler

Don't see the options you need? Contact EPG at 1(877) 410-7072

Models Available:

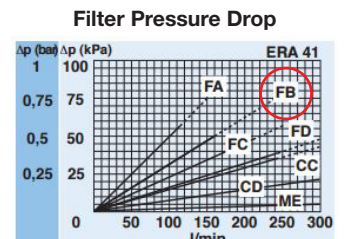
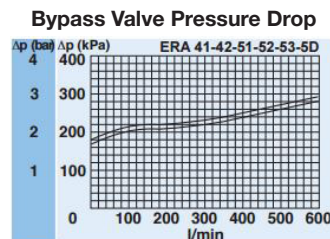
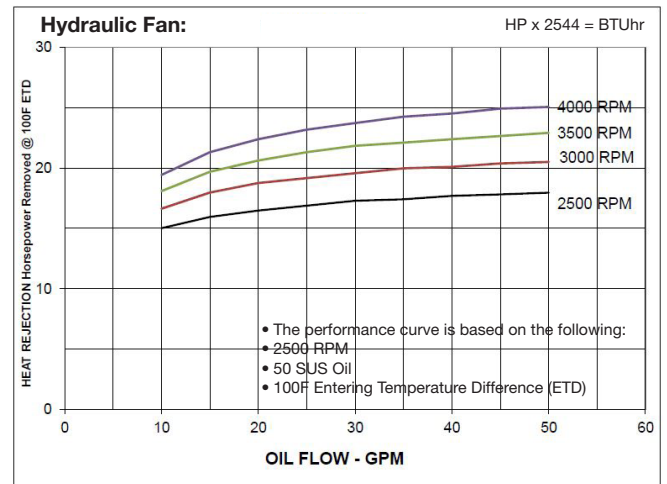
Item #	Description
EPG00063	SL30-ECS - Electric Fan, Carbon Steel Slimline Cooler w/ Grille Cover
EPG00064	SL30-HCS - Hydraulic Fan, Carbon Steel Slimline Cooler w/ Grille Cover
EPG00067	SL30-ESS - Electric Fan, Stainless Steel Slimline Cooler w/ Grille Cover
EPG00068	SL30-HSS Hydraulic Fan, Stainless Steel Slimline Cooler w/ Grille Cover
EPG00069	SL30 -MTG / Slimline Mounting Kit

Performance:



Standard Features:

Frame:	#4 finish stainless steel (304 material) or carbon steel
Reservoir:	5 gallon capacity
Cooler:	High-efficiency Cooler w/ Hydraulic or Electric Driven Fan
Filter:	10 micron cartridge filter
Filler Breather:	10 micron filler breather w/ 4.5 PSI VAC/pressure relief and fill screen
Porting:	SAE o-ring w/ NPT suction port <ul style="list-style-type: none"> 1-1/4" o-ring boss return 1-1/4" o-ring boss auxiliary suction port 2" NPT female suction port Port for optional fan control module
Gauge:	Sight level/temp. gauge
Nominal Flow Rate:	30 GPM (Maximum flow rate is variable based on application. Contact Customer Service for details.)
Pressure:	3000 PSI (Unit ships with 0-3000 PSI thru-port Relief. Contact Customer Service for working pressures above 3000 PSI.)
Optional No Drill Quick Mount:	Powder coated steel w/ vibration isolation mounts and adjustable for 33.5" to 34.5" frames
Weight:	Approx. 115 lbs
Dimensions:	Approx. 12" W x 20" H x 22" L
NEW OPTION:	Thermacool™ Technology



Private label available, please inquire.

04.29.2021