JA262B

SOCKETLESS™

HOSE AND FITTINGS



Aeroquip®

INDEX

Section	Pages
Introduction	1-2
Assembly	3
Hose	4-6
Fittings	7-9
Assembly Equipment	10

Part Number	Page
07.001	9
07.001	9
07.006	9
07.021	9
07.025	9
07.114	9
07.122	9
07.39	9
2556	5
2565	5
4738	7
4739	7
4740	7
4741	7
4742	7
4743	7
4750	8
4753	7
4772	8
4797	7
190326	8
190327	8
190328	8
190465	8
190516	8
190672	8
190944	8
191321	8
F2015	10
FC332	6
FC5847	8
FC5848	8
FC5849	8
FC5852	8
FC5853	7
FC647	6
FC662	5
FJ7023	8
FJ7044	8
FJ7358	8
FJ9068	7
FJ9486	7
FT1258	10
FT1259	10

Eaton is a global diversified industrial manufacturer of highly engineered products that serve industrial, vehicle, construction, commercial and aerospace markets. Principal products include hydraulic products and fluid connectors, electrical power distribution and control equipment, truck drivetrain systems, engine components and a wide variety of controls. The company has 59,000 employees and 195 manufacturing sites in 24 countries. The Internet address for Eaton is: http://www.eaton.com/

Simple– no clamps, bands, wires or bolts required

Fitting design and special hose construction assure a tight, leak-proof connection with maximum operating pressures up to 350 psi.

Wide variety of applications– for a range of system requirements

SOCKETLESS™ hose and fittings can be used in a wide variety of industrial and automotive fluid conveying applications, including air, water, gasoline, and fuel and lubricating oils. Not recommended for hydraulic impulse applications. Not approved for air brake applications.

Abrasion resistant – for demanding service

SOCKETLESS™ hose is available in both durable synthetic rubber and polyester braid covers for selective applications requiring abrasion or wear resistance.

Color-coded – for identification

- Easy identification of system and application.
- Traceability of lines in multiple hose bundles.
- Appearance enhancement. Allows color customizing of machinery and equipment.

Five hose styles to choose from– for extended service life

2556

Premium quality *SOCKETLESS*™ hose for the most demanding applications.

2565

Low temperature *SOCKETLESS*™ hose per MIL-DTL-13444 Type 1, Class A specification.

FC662

Color coded *SOCKETLESS*™ hose with durable synthetic rubber cover for identification.

FC332

AQP *SOCKETLESS*™ hose for high temperature applications.

FC647

Extra duty *SOCKETLESS*™ hose with color-coded polyester braid cover.

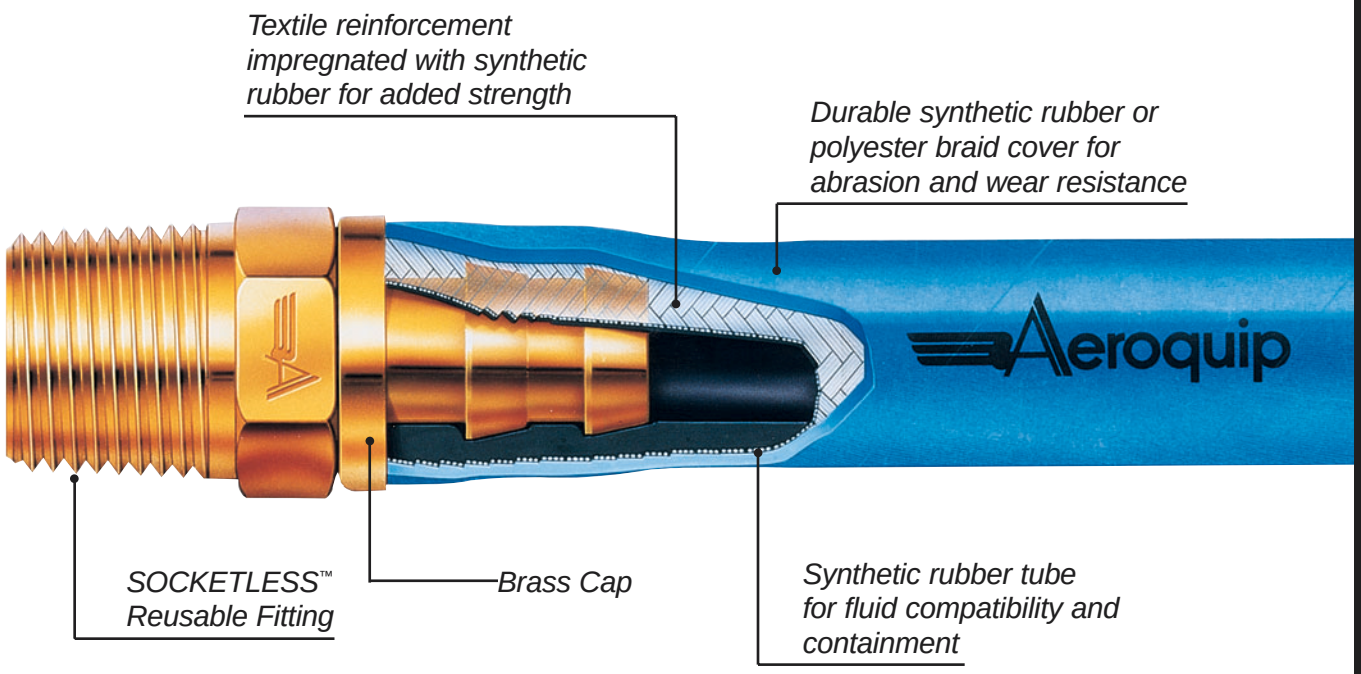

1-2-Connect

To assemble *SOCKETLESS*™ hose

1. Cut hose squarely with a sharp knife.
2. Lubricate inside of hose and outside of nipple **liberally.** Connect. Push hose on fitting until hose end bottoms underneath protective cap as shown.

To disassemble *SOCKETLESS*™ hose

1. Slit hose lengthwise from protective cap to end of nipple.
2. Bend hose, then snap hose off with a quick tug.

How to Order

Accurate processing and prompt delivery of your order depend on easy identification of your requirements. Please order Aeroquip parts using correct part numbers as described in this catalog. Inquiries and orders should be directed to your Aeroquip Products Distributor or:

Eaton
Industrial Division
3000 Strayer Road
P.O. Box 631
Maumee, OH 43537-0631
Phone: 419-867-2600
FAX: 419-867-2629

Part Numbers and Dash Sizes

The first two numbers of the dash size of each part number, (example: -0608) indicates the size of the terminal, or connecting end. The second two numbers of the dash sizes (example: -0608) indicates the hose size. In the example -0608, 08 is the hose size.

Dimensions

Dimensions given in this catalog for Aeroquip products are approximate and should be used for reference only. Exact dimensional information for a given product is subject to change and varying tolerances; contact Eaton directly for full current information.

Cut Length Hose

Cut lengths of hose should be ordered as shown below by specifying lengths in inches.

For numeric part numbers: 2556 -6*-48½
- Hose type
- Hose size (in 16ths of an inch)
- Cut length (in inches)

For alpha-numeric part numbers: FC332-08*-00484
- Hose type
- Hose dash size (in 16ths of an inch)
- Cut length (in inches)
- Last digit is in 8ths of an inch – 00484 = 48½ inches

**For color coded hoses FC647 and FC662 color codes need to be added after hose dash size. Color codes are BLK=black, BLU=blue, BRN=brown, GRA=gray, GRN=green, RED=red, WHT=white, YEL=yellow.*
Example: FC662-4BLU-00484

Bulk Hose

Bulk hose should be ordered by specifying length in feet as shown below.

Complete number 500 ft.- 2556- 06
- Quantity (in feet)
- Hose type
- Hose size (refer to hose spec sheet)

Fittings

Fittings should be ordered as shown below.

Complete number 4738- 2- 4 B
- Basic part number
- Pipe or port size (in 16ths of an inch)
- Mating hose size (in 16ths of an inch)
- Material designation suffix

WARNING

Aeroquip manufactures the terminal ends of our hose fittings to the appropriate requirements established by the SAE. Therefore, the performance ratings of these hose fittings meet the SAE requirements. It is possible to order a hose assembly with a fitting terminal end that has a performance rating lower than the hose rating. When ordering hose assemblies, please keep the terminal end performance rating in mind since this may affect overall hose assembly performance.

Many hose assembly components (hose and fittings) are easily assembled in the field. However, factory assembled swaged, crimped and reusable hose assemblies are available. For complete information, contact Aeroquip.

MIXING/MATCHING

AEROQUIP FITTING TOLERANCES ARE ENGINEERED TO MATCH AEROQUIP HOSE TOLERANCES. THE USE OF AEROQUIP FITTINGS ON HOSE SUPPLIED BY OTHER MANUFACTURERS AND/OR THE USE OF AEROQUIP HOSE WITH FITTINGS SUPPLIED BY OTHER MANUFACTURERS MAY RESULT IN THE PRODUCTION OF UNRELIABLE AND UNSAFE HOSE ASSEMBLIES AND IS NEITHER RECOMMENDED NOR AUTHORIZED BY AEROQUIP.

AEROQUIP SHALL NOT BE SUBJECT TO AND DISCLAIMS ANY OBLIGATIONS OR LIABILITIES (INCLUDING BUT NOT LIMITED TO ALL CONSEQUENTIAL, INCIDENTAL AND CONTINGENT DAMAGES) ARISING OUT OF BREACH OF CONTACT OR OF WARRANTY OR ARISING FROM TORT CLAIMS (INCLUDING WITHOUT LIMITATION NEGLIGENCE AND STRICT LIABILITY) OR OTHER THEORIES OF LAW WITH RESPECT TO ANY HOSE ASSEMBLIES NOT PRODUCED FROM GENUINE AEROQUIP HOSE FITTINGS, HOSE AND AEROQUIP APPROVED EQUIPMENT, AND IN CONFORMANCE WITH AEROQUIP PROCESS AND PRODUCT INSTRUCTIONS FOR EACH SPECIFIC HOSE ASSEMBLY.

FAILURE TO FOLLOW AEROQUIP PROCESS AND PRODUCT INSTRUCTIONS AND LIMITATIONS COULD LEAD TO PREMATURE HOSE ASSEMBLY FAILURES RESULTING IN PROPERTY DAMAGE, SERIOUS INJURY OR DEATH.

2556/2565

Textile braid
Low pressure *SOCKETLESS*™
Meets performance requirements SAE 30R2 Type 1

Part Number	Hose I.D.	Hose O.D.	Maximum Operating Pressure	Minimum Burst Pressure	Minimum Bend Radius	Vacuum Service	Weight Per Foot
	INCHES	INCHES	PSI	PSI	INCHES	INCH/Hg	POUNDS
2556-04	.25	.49	360	1440	3.00	28	.08
2556-06	.38	.62	300	1200	3.00	28	.14
2556-08	.50	.75	300	1200	5.00	28	.17
2556-10	.63	.91	250	1000	6.00	18	.22
2556-12	.75	1.03	250	1000	7.00	18	.26
2565-04	.25	.50	300	1250	2.25	20	.09
2565-06	.38	.63	250	1000	3.00	20	.12
2565-08	.50	.78	200	750	3.75	10	.17
2565-10	.63	.97	175	700	4.75	10	.39
2565-12	.75	1.09	125	500	5.50	10	.33

Construction: Synthetic rubber tube, textile braid reinforcement, synthetic rubber cover.

Application: For gasoline, fuel and lubricating oils, air and water. Not recommended for hydraulic impulse applications and is not approved for air brake applications. 2565 is a low temperature synthetic rubber covered MIL-DTL-13444 Type 1, Class A hose.

Operating Temperature Range: 2556: –40°F to +212°F (–40°C to +100°C). Water not to exceed +150°F (+66°C), air not to exceed +160°F (+71°C). **2565:** -65°F to +250° F (-54°C to +121°C). Water not to exceed +150°F (+66°C), air not to exceed +165°F (+74°C).

FC662

Textile reinforced color coded
Low pressure *SOCKETLESS*™

Part Number	Hose I.D.	Hose O.D.	Maximum Operating Pressure	Minimum Burst Pressure	Minimum Bend Radius	Vacuum Service	Weight Per Foot
	INCHES	INCHES	PSI	PSI	INCHES	INCH/Hg	POUNDS
FC662-04†	.25	.50	250	1000	3.00		.10
FC662-06†	.38	.63	250	1000	4.00		.13
FC662-08†	.50	.75	250	1000	5.00		.16
FC662-10†	.63	.91	250	1000	6.00		.23
FC662-12†	.75	1.03	250	1000	7.00		.26

Construction: Synthetic rubber tube, textile reinforcement, synthetic rubber cover.

Application: For gasoline, fuel and lubricating oils, air and water. Not recommended for hydraulic impulse applications and is not approved for air brake applications.

Operating Temperature: Up to +212°F (100°C). Water not to exceed +150°F (+66°C), air not to exceed +150°F (+71°C).

†NOTE: You must insert the correct color code in the complete part number. Color codes are BLK = black, BLU = blue, GRA = gray, GRN = green, RED = red, YEL = yellow. Example: FC662-04BLU-RL is a blue cover in dash size 4.

FC332

Textile braid
Low pressure *SOCKETLESS*™

Part Number	Hose I.D.	Hose O.D.	Maximum Operating Pressure	Minimum Burst Pressure	Minimum Bend Radius	Vacuum Service	Weight Per Foot
	INCHES	INCHES	PSI	PSI	INCHES	INCH/Hg	POUNDS
FC332-04	.25	.49	250	1000	3.00	28	.08
FC332-06	.38	.63	250	1000	3.00	28	.12
FC332-08	.50	.75	250	1000	5.00	28	.15
FC332-10	.63	.91	250	1000	6.00	18	.20
FC332-12	.75	1.04	250	1000	7.00	18	.28

Construction: AQP elastomer tube, textile braid reinforcement, AQP elastomer cover.

Application: For gasoline, fuel and lubricating oils, air and water. Not recommended for hydraulic impulse applications and is not approved for air brake applications.

Operating Temperature Range: –40°F to +300°F (–40°C to +150°C). Air not to exceed +250°F (+121°C) and water not to exceed +180°F (+82°C).

FC647

Textile braid
Low pressure *SOCKETLESS*™

Part Number	Hose I.D.	Hose O.D.	Maximum Operating Pressure	Minimum Burst Pressure	Minimum Bend Radius	Vacuum Service	Weight Per Foot
	INCHES	INCHES	PSI	PSI	INCHES	INCH/Hg	POUNDS
FC647-04*	.25	.52	360	1440	3.00	28	.06
FC647-06*	.38	.66	300	1200	3.00	28	.09
FC647-08*	.50	.79	300	1200	5.00	28	.12
FC647-10*	.63	.92	250	1000	6.00	18	.16
FC647-12*	.75	1.05	250	1000	7.00	18	.18

Construction: Synthetic rubber tube, textile braid reinforcement, polyester braided cover.

Application: For gasoline, fuel and lubricating oils, air and water. Not recommended for hydraulic impulse applications and is not approved for air brake applications.

Operating Temperature Range: –40°F to +212°F (–40°C to +100°C). Water not to exceed +150°F (+66°C), air not to exceed +165°F (+74°C).

**NOTE: You must insert the correct color code in the complete part number. Color codes are BLK = black, BLU = blue, BRN = Brown, GRN = green, WHT = white. Example: FC647-04GRN is a green cover in dash size 4.*

SOCKETLESS

for use with Hose
2556, 2565, FC332, FC647, FC662

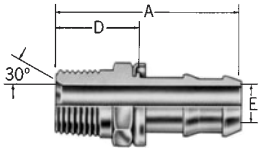

Male pipe **4738–**

Dash size	Thread	Hose size	A	D	Eϕ
4738–					
2-4B	1/8-27	-04	1.40	.65	.17
4-4B	1/4-18	-04	1.58	.83	.17
4-6B	1/4-18	-06	1.76	.89	.30
6-6B	3/8-18	-06	1.76	.89	.30
6-8B	3/8-18	-08	1.91	.89	.39
8-8B	1/2-14	-08	2.16	1.14	.39
8-10B	1/2-14	-10	2.68	1.14	.48
12-12B	3/4-14	-12	2.72	1.21	.61

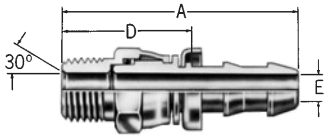

Male pipe swivel **FJ9068–/FJ9486–**
*Uses Neoprene O-Ring

Dash size	Thread	Hose size	A	D	Eϕ
FJ9068–					
0404S	1/4-18	-04	2.19	1.43	.17
0606S	3/8-18	-06	2.30	1.43	.30
0808S	1/2-14	-08	2.70	1.69	.39
FJ9486–					
0204B	1/8-27	-04	1.70	.94	.12

**Use only with petroleum and waterglycol fluids.*

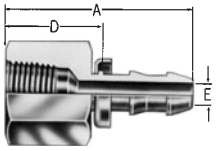

Female pipe **4753–**

Dash size	Thread	Hose size	A	D	Eϕ
4753–					
4-4B	1/4-18	-04	1.52	.77	.17
6-6B	3/8-18	-06	1.70	.83	.30
8-8B	1/2-14	-08	2.03	1.02	.39

All dimensions in inches.

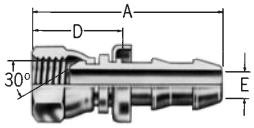

Female NPSM swivel **FC5853–**

Dash size	Thread	Hose size	A	D	Eϕ
FC5853–					
0404S	1/4-18	-04	1.64	.89	.17
0606S	3/8-18	-06	1.75	.89	.30
0808S	1/2-14	-08	2.03	1.01	.39
0810S	1/2-14	-10	2.55	1.01	.48
1212S	3/4-14	-12	2.63	1.11	.61

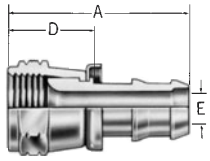

Universal and S.A.E. 45° swivel
4797– Universal† **4739–** S.A.E. 45°*
4741– S.A.E. 45° (J.I.C.)

Dash size	Thread	Hose size	A	D	Eϕ
4797–					
4B†	7/16-20	-04	1.46	.71	.17
5-4B†	1/2-20	-04	1.52	.77	.17
8-6B†	3/4-16	-06	1.79	.93	.30
8B†	3/4-16	-08	1.95	.93	.39
10-8B†	7/8-14	-08	2.07	1.06	.39
10B†	7/8-14	-10	2.60	1.06	.48
4739–					
6B*	5/8-18	-06	1.67	.81	.30
12B*	1 1/16-14	-12	2.71	1.19	.61
4741–					
3-4B	3/8-24	-04	1.44	.69	.12
6-4B	9/16-18	-04	1.56	.81	.17
5-6B	1/2-20	-06	1.66	.80	.23
6B	9/16-18	-06	1.67	.80	.30
12B	1 1/16-12	-12	2.71	1.19	.61

† Double notch in nut for Universal type identification for both S.A.E. 45° and 37° (J.I.C.) connections.
**Single notch in nut for S.A.E. 45° identification.*

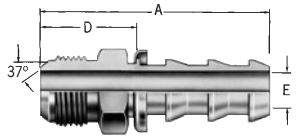

S.A.E. 37° (J.I.C.) Male flare **190672–**

Dash size	Thread	Hose size	A	D	Eϕ
190672–					
4B	7/16-20	-04	1.63	.88	.17
6B	9/16-18	-06	1.75	.89	.30

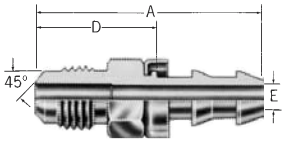

S.A.E. 45° male flare **4742–**

Dash size	Thread	Hose size	A	D	Eϕ
4742–					
4B	7/16-20	-04	1.58	.83	.17
5-4B	1/2-20	-04	1.64	.89	.17
6B	5/8-18	-06	1.82	.95	.28
8B	3/4-16	-08	2.10	1.08	.39

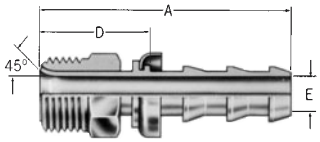

S.A.E. 45° inverted male flare **4740–**

Dash size	Thread	Hose size	A	D	Eϕ
4740–					
3-4B	3/8-24	-04	1.50	.75	.13
4B	7/16-24	-04	1.50	.75	.17
5-4B	1/2-20	-04	1.58	.82	.17
6B	5/8-18	-06	1.72	.86	.30
8B	3/4-18	-08	1.96	.94	.39
10B	7/8-18	-10	2.55	1.01	.48

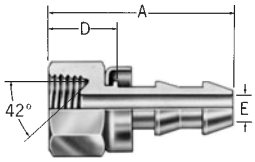

S.A.E. 42° inverted female flare **4743–**

Dash size	Thread	Hose size	A	D	Eϕ
4743–					
3-4B	3/8-24	-04	1.21	.46	.13
4B	7/16-24	-04	1.21	.46	.17
5-4B	1/2-20	-04	1.24	.49	.17
6B	5/8-18	-06	1.41	.55	.30
8-6B	3/4-18	-06	1.44	.58	.30

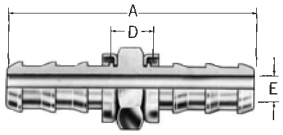

Hose Mender **4772–**

Dash size	Thread	Hose size	A	D	Eϕ
4772–					
4B		-04	1.85	.32	.17
6B		-06	2.08	.32	.30
8B		-08	2.44	.38	.39
10B		-10	3.55	.47	.48
12B		-12	3.57	.54	.61

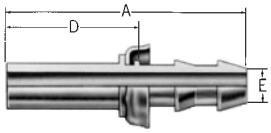

Compression type **4750–**

Dash size	Tube Size	Hose size	A	D	Eϕ
4750–					
3-4B	-03	-04	1.77	1.02	.13
4B	-04	-04	1.77	1.02	.17
5-4B	-05	-04	1.83	1.08	.17
6B	-06	-06	2.07	1.21	.30
8B	-08	-08	2.34	1.33	.39
10B	-10	-10	2.57	1.03	.48

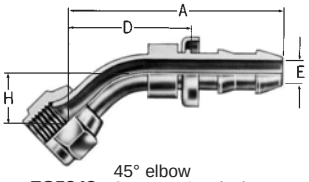

45° elbow
FC5848– S.A.E. 45° swivel*
FC5847– S.A.E. 37° (J.I.C.) swivel
FC5849– Universal swivel†

Dash size	Thread	Hose size	A	D	Eϕ	H
FC5848–						
0606S*	$^{5}/_{8}$-18	-06	1.80	.93	.30	.39
FC5847–						
0606S	$^{9}/_{16}$-18	-06	1.80	.93	.30	.39
FC5849–						
0404S†	$^{7}/_{16}$-20	-04	1.56	.81	.17	.33
0808S†	$^{3}/_{4}$-16	-08	2.30	1.28	.39	.55

All dimensions in inches.

†Double notch in nut for Universal type identification for both S.A.E. 45° and 37° (J.I.C.) connections.

**Single notch in nut for S.A.E. 45° identification.*

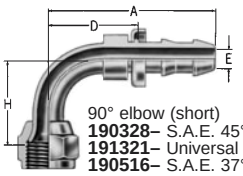

90° elbow (short)
190328– S.A.E. 45° swivel*
191321– Universal swivel†
190516– S.A.E. 37° (J.I.C.) swivel

90° elbow (long)
190465– S.A.E. 37° (J.I.C.) swivel
FC5852– Universal swivel†

Dash size	Thread	Hose size	A	D	Eϕ	H
190328–						
6S*	$^{5}/_{8}$-18	-06	1.69	.83	.30	.85
191321–						
4S†	$^{7}/_{16}$-20	-04	1.45	.70	.17	.68
8-6S†	$^{3}/_{4}$-16	-06	1.91	1.04	.30	1.09
8S†	$^{3}/_{4}$-16	-08	2.06	1.05	.39	1.09
190516–						
6S	$^{9}/_{16}$-18	-06	1.70	.83	.30	.85
190465–						
6S	$^{9}/_{16}$-18	-06	1.70	.83	.30	2.18
FC5852–						
0404S†	$^{7}/_{16}$-20	-04	1.45	.70	.17	1.80

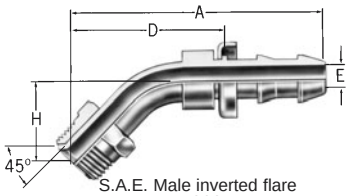

S.A.E. Male inverted flare
45° elbow **190944–**

Dash size	Thread	Hose size	A	D	Eϕ	H
190944–						
4S	$^{7}/_{16}$-24	-04	2.46	1.70	.17	.96
6S	$^{5}/_{8}$-18	-06	2.57	1.70	.30	.96

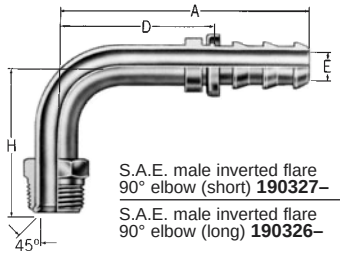

S.A.E. male inverted flare
90° elbow (short) **190327–**

S.A.E. male inverted flare
90° elbow (long) **190326–**

Dash size	Thread	Hose size	A	D	Eϕ	H
190327–						
4S	$^{7}/_{16}$-24	-04	2.08	1.33	.17	1.69
6S	$^{5}/_{8}$-18	-06	2.20	1.33	.30	1.73
8-6S	$^{3}/_{4}$-18	-06	2.19	1.33	.30	1.74
8S	$^{3}/_{4}$-18	-08	2.34	1.33	.39	1.75
190326–						
6S	$^{5}/_{8}$-18	-06	3.24	2.38	.30	2.73

ORS *SOCKETLESS*

for use with Hose
FC332, FC384, 1525, 2556, 2565, FC662

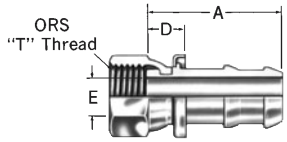

Straight **FJ7044–**

Dash size	Thread T	Hose size	A	D	Eϕ
FJ7044–					
0404S	$^{9}/_{16}$-18	-04	1.10	.35	.17
0606S	$^{11}/_{16}$-16	-06	1.26	.39	.26
0808S	$^{13}/_{16}$-16	-08	1.50	.49	.38
1212S	$1^{3}/_{16}$-12	-12	2.07	.55	.61

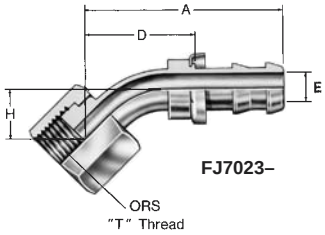

FJ7023–

Dash size	Thread T	Hose size	A	D	Eϕ	H
FJ7023–						
0404S	$^{9}/_{16}$-18	-04	1.64	.89	.17	.41
0606S	$^{11}/_{16}$-16	-06	1.84	.97	.30	.44
0808S	$^{13}/_{16}$-16	-08	2.34	1.32	.39	.59
1212S	$1^{3}/_{16}$-12	-12	3.42	1.90	.61	.83

All dimensions in inches.

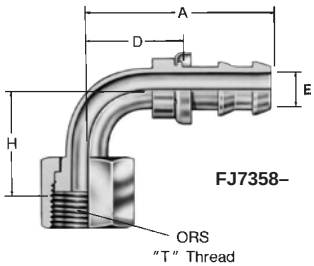

FJ7358–

Dash size	Thread T	Hose size	A	D	Eϕ	H
FJ7358–						
0404S	$^{9}/_{16}$-18	-04	1.52	.77	.17	.82
0606S	$^{11}/_{16}$-16	-06	1.70	.93	.30	.91
0808S	$^{13}/_{16}$-16	-08	2.06	1.05	.39	1.15
1212S	$1^{3}/_{16}$-12	-12	3.32	1.90	.61	1.90

BSP *SOCKETLESS*

for use with Hose 2556, 2565, FC662, FC332, FC647

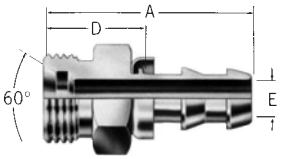

BSP male **07.122–**

Dash size	Thread	Hose size	A	D	Eϕ
07.122–					
4-4	1/4-19	-04	**1.56** 39.5	**.81** 20.5	**.16** 4.0
6-6	3/8-19	-06	**1.73** 44	**.87** 22	**.30** 7.5
8-8	1/2-14	-08	**1.97** 50	**.94** 24	**.39** 10.0
10-10	5/8-14	-10	**2.64** 67	**1.10** 28	**.47** 12.0
12-12	3/4-14	-12	**2.62** 66.5	**1.10** 28	**.61** 15.5
16-12	1-11	-12	**2.76** 70	**1.24** 31.5	**.61** 15.5

Material for BSP and Metric fittings is steel.

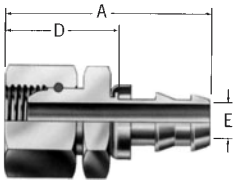

BSP female swivel **07.390–**

Dash size	Thread	Hose size	A	D	Eϕ
07.390–					
4-4	1/4-19	-04	**1.79** 45.5	**1.04** 26.5	**.16** 4.0
6-6	3/8-19	-06	**1.97** 50	**1.10** 28	**.30** 7.5
8-8	1/2-14	-08	**2.20** 56	**1.18** 30	**.39** 10.0
10-10	5/8-14	-10	**2.76** 70	**1.22** 31	**.47** 12.0
12-12	3/4-14	-12	**2.81** 71.5	**1.30** 33	**.61** 15.5
16-12	1-11	-12	**2.93** 74.5	**1.42** 36	**.61** 15.5

inches in bold type
millimeters in light type

Metric *SOCKETLESS*

for use with Hose 2556, 2565, FC662, FC332, FC647

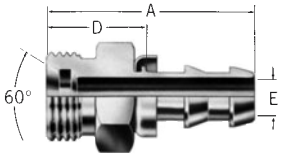

Metric male 60° DIN 7631/7647 **07.025–**

Dash size	Thread	Hose size	A	D	Eϕ
07.025–					
4-4	M12 x1.5	-04	**1.50** 38	**.75** 19	**.16** 4.0
6-4	M14 x1.5	-04	**1.50** 38	**.75** 19	**.16** 4.0
8-6	M16 x1.5	-06	**1.61** 41	**.75** 19	**.30** 7.5
10-6	M18 x1.5	-06	**1.61** 41	**.75** 19	**.30** 7.5
13-8	M22 x1.5	-08	**1.85** 47	**.83** 21	**.39** 10.0
16-10	M26 x1.5	-10	**2.40** 61	**.87** 22	**.47** 12.0
20-12	M30 x1.5	-12	**2.59** 64	**.87** 22	**.61** 15.5

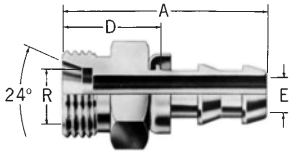

Metric male 24° DIN 3901/3902 l.Rh. **07.021–**

Dash size	Thread	Hose size	A	D	Eϕ	Rϕ
07.021–						
6-4	M12 x1.5	-04	**1.50** 38	**.75** 19	**.16** 4.0	**.24** 6
8-4	M14 x1.5	-04	**1.50** 38	**.75** 19	**.16** 4.0	**.31** 8
10-6	M16 x1.5	-06	**1.65** 42	**.79** 20	**.30** 7.5	**.39** 10
12-6	M18 x1.5	-06	**1.65** 42	**.79** 20	**.30** 7.5	**.47** 12
15-8	M22 x1.5	-08	**1.85** 47	**.83** 21	**.39** 10.0	**.59** 15
18-10	M26 x1.5	-10	**2.36** 60	**.83** 21	**.47** 12.0	**.71** 18
22-12	M30 x 2	-12	**2.50** 63.5	**.98** 25	**.61** 15.5	**.87** 22

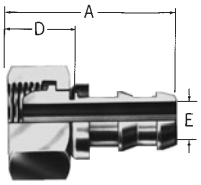

Metric universal female swivel 60° DIN 7631/7647 **07.006–/07.001–/07.114–**

Dash size	Thread	Hose size	A	D	Eϕ
07.006–					
4-4	M12 x1.5	-04	**1.48** 37.5	**.73** 18.5	**.16** 4.0
8-6	M16 x1.5	-06	**1.63** 41.5	**.77** 19.5	**.30** 7.5
07.001–					
6-4	M14 x1.5	-04	**1.38** 35	**.63** 16	**.16** 4.0
10-6	M18 x1.5	-06	**1.52** 38.5	**.65** 16.5	**.30** 7.5
13-8	M22 x1.5	-08	**1.83** 46.5	**.81** 20.5	**.39** 10.0
16-10	M26 x1.5	-10	**2.24** 57	**.71** 18	**.47** 12.0
07.114–					
20-12	M30 x1.5	-12	**2.22** 56.5	**.71** 18	**.61** 15.5

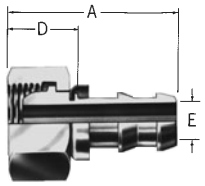

Metric universal female swivel 24° DIN 3901/3902 l.Rh. **07.006–/07.001**

Dash size	Thread	Hose size	A	D	Eϕ	Rϕ
07.006–						
4-4	M12 x1.5	-04	**1.48** 37.5	**.73** 18.5	**.16** 4.0	**.24** 6
8-6	M16 x1.5	-06	**1.63** 41.5	**.77** 19.5	**.30** 7.5	**.39** 10
07.001–						
6-4	M14 x1.5	-04	**1.38** 35	**.63** 16	**.16** 4.0	**.31** 8
10-6	M18 x1.5	-06	**1.52** 38.5	**.65** 16.5	**.30** 7.5	**.47** 12
13-8	M22 x1.5	-08	**1.83** 46.5	**.81** 20.5	**.39** 10.0	**.59** 15
16-10	M26 x1.5	-10	**2.24** 57	**.71** 18	**.47** 12.0	**.71** 18
22-12	M30 x 2	-12	**2.40** 61	**.89** 22.5	**.61** 15.5	**.87** 22

**Rϕ is tube O.D. and refers to mating component when not called out on the illustration.*

Material for BSP and Metric fittings is steel.

inches in bold type
millimeters in light type

F2015
SOCKETLESS™ fitting bench mounted assembly machine

Hose Specifications
- *SOCKETLESS*™ hose, all sizes

Features
- Fast, hand assembly
- Bench mounted
- Hose is securely held
- Mandrels included

Ordering Instructions

F2015	Complete machine

FT1258
Cut off tool - Bench

Hose Specifications
- Polyon and other fabric reinforced hose styles

Features
- Fast, hand assembly
- Bench mounted
- Hose is securely held
- Mandrels included

Ordering Instructions

FT1258	Cut off tool
FT1258–2–2	Blade kit

Other Aeroquip Product Literature



Crimp Specifications
Bulletin JA55



Marine Products
Catalog JD1B



Accessories And Assembly
Instructions Catalog JA776



Flexmaster Joints
Catalog JA241



FLOCS
Bulletin JB13

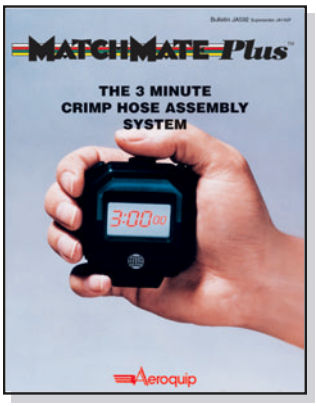

MATCHMATE Plus
Bulletin A-HX-MC-0001-E



Performance Products
Bulletin A-SPPE-MC001-E



AQP Products
Bulletin JA49

Fluid Products
Catalog JA316

Eaton
14615 Lone Oak Road
Eden Prairie, MN 55344
USA
Tel: 952 937-9800
Fax: 952 974-7722
www.hydraulics.eaton.com

Eaton
20 Rosamond Road
Footscray
Victoria 3011
Australia
Tel: (61) 3 9319 8222
Fax: (61) 3 9318 5714

Eaton
46 New Lane, Havant
Hampshire P09 2NB
England
Tel: (44) 23 92 486 451
Fax: (44) 23 92 487 110

EATON | Aeroquip

© 2001 Eaton Corporation
All rights reserved
Printed in USA
Document No. JA262B
June 2001